




ARMY PUBLIC SCHOOL
SESSION 2023-24
SUMMER VACATION
HOLIDAY
HOMEWORK Class-1

Dear Parents

Let's try something amazing this vacation

INSTRUCTIONS:

-  Encourage your child to converse in English.
-  Make your child join any activity (ART, DANCE, SPORT ACADEMY)
-  Help your child to revise all work done so far.

Dear Children

Summer Vacation is a time full of fun games and activity. With that there are a lot of other things which you can do. For that we have planned some interesting work and activities to make your summer full of creativity.

Have a great Summer Vacation



ENGLISH

1. Read the Poem My Little Hands and make a card and paste your daddy's photograph in the card.

2. Paste a picture of a market in the scrapbook and write the names of ten things that you would like to buy for your summer break.

SUGGESTED ACTIVITIES

1. Write one page everyday in a separate 4 lined thin notebook to improve their writing skill.



हिन्दी



- दी गई कार्य पत्रिका को पूरा कर के अपनी हिंदी कार्यपुस्तिका में चिपकाएं।
 - सभी चित्रों में रंग भरिए।
- अभिभावकों की सहायता से आ, इ, ई की मात्रा के शब्दों के 5 चित्र चिपकाएं या बना कर रंग भरें।

MATHS

1. Revise all the concept done till date in Book and Notebook.
2. Do the worksheets given on page number - 16 and 32.
3. Collects objects from the surroundings having different sizes and shapes like pebbles, boxes, balls, cones, pipes, etc.

E.V.S



SUGGESTED ACTIVITIES

- a) Exercise daily to keep yourself healthy and fit.
- b) Make any outdoor activity your hobby. (For example: Skating, Swimming, Dance, Cricket, etc.)
- c) Plant one tree.

Activity

1. Make a beautiful bookmark using any of the two sense organs on a (10/3cm size) pastel sheet.
2. Complete the worksheet and paste it in your scrapbook.



EVS ACITVITY-1

Colour the pictures with color of your own choice.

ALL ABOUT

I am years old
I Live with

My Friends Are

I like to watch

My Favorite:

COLOR:

FOOD:


ANIMAL:

Favorite activities

BOOKS:

I am good at

When I grow up I want to be...



EVSACTIVITY-2



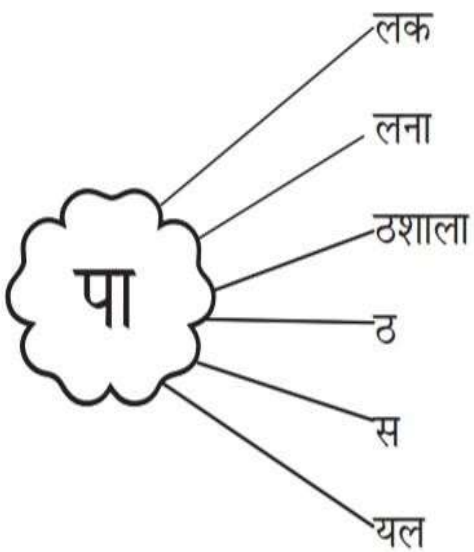

Look at the pictures on each row and choose the right sense organ.



चित्रों में रंग भरो और

जोड़ कर शब्द पूरे करो-





आ की मात्रा लगाकर शब्द पूरे करो और
चित्र में रंग भरो।

गड़-गड़, गड़-गड़ ब दल अ य
ब दल अ य, जल भर ल य।
क ल क ल ब दल छ य
छम-छम, छम-छम जल बरस य।




MATHS WORKSHEET

Color the pictures with crayons or pencil colors.


Learning Assessment:

1. Look at the pictures. Match the pictures to the correct word.



BIG

SMALL



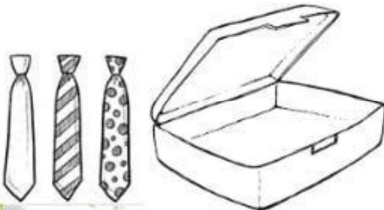
2 Draw a circle  around the **smaller** one.



3 . Fill in the blanks-



_____ are **inside** the basket. (Fruits/Toffees)



_____ are **outside** the box. (ties/toys)

ART AND CRAFT:

Make a Table Mat using decorative items so that you could enjoy your lunch break in school by keeping your Lunchbox on a beautiful table cover/mat.

Here are the things to make a Table Mat:

- Thick white paper (A3 size)
- Thick coloured paper
- Fabric Paint
- Black acrylic paint
- Black ink
- Tissue/paper towels/newspapers
- Brushes.

